

Article

Pyrolysis of High-Density Polyethylene Waste Plastic to Liquid Fuels—Modelling and Economic Analysis

Sharif H. Zein ^{1,*}, Connor T. Grogan ¹, Osman Y. Yansaneh ¹ and Aditya Putranto ²

¹ Department of Chemical Engineering, Faculty of Science and Engineering, University of Hull, Kingston upon Hull HU6 7RX, UK; c.t.grogan@hull.ac.uk (C.T.G.); o.yansaneh-2015@hull.ac.uk (O.Y.Y.)

² Discipline of Chemical Engineering, School of Engineering, Monash University, Bandar Sunway 47500, Malaysia; aditya.putranto1@monash.edu

* Correspondence: s.h.zein@hull.ac.uk; Tel.: +44-1482-466-753

Abstract: Recycling of waste plastics has become vital due to the threat to the environment the huge piles of those wastes represent, with research revealing High-Density Polyethylene (HDPEs) as the most dominant waste plastics. Because of their dominance and significant environmental impact, this paper reports the economic potential of recycling HDPE waste plastic into liquid fuels via pyrolysis. A risk and benefit assessment are presented to highlight whether the process has reasonable potential prior to the analysis of its corresponding finances. Aspen HYSYS simulation models were used as the basis for the analysis. From this, preliminary cost estimations for the net present value (NPV) of the process, its economic viability, were determined. It is shown that 100 kg/h of waste is not financially sustainable. Retailing the fuel product at a competitive price of £60/barrel would ultimately bankrupt the business. This is a consequence of the extremely high production cost of £198.40/barrel inducing the complete absence of profitability. Furthermore, the operating expenditure is found to be the root cause of the consequential financial decline, totalling £1.46 million per annum. The two most detrimental expenditures for the production cost of the pyrolysis oils were the wages of the skilled operating labour and higher utility fees incurred by the extreme temperature conditions. In addition, an unrealistically optimistic sale price of £300/barrel was also applied to ascertain a positive economic incentive. Even with the increased retail price, the process' profits are negligible and further highlight the detrimental effect of the undesirably high operational expenditures, once more signifying that the process should not commence in its current state. However, executing such a project in developing countries such as Sierra Leone, Senegal, or Kenya where utilities and manpower, among other operational components, are cheaper, is believed to complement the immense opportunity underlying pyrolysis oil production regarding production quantity and quality.

Keywords: high-density polyethylene feedstock; waste plastic management; techno-economic analysis; aspen hysys; liquid fuels; non-profitability



Citation: Zein, S.H.; Grogan, C.T.; Yansaneh, O.Y.; Putranto, A. Pyrolysis of High-Density Polyethylene Waste Plastic to Liquid Fuels—Modelling and Economic Analysis. *Processes* **2022**, *10*, 1503. <https://doi.org/10.3390/pr10081503>

Academic Editor:
Young-Cheol Chang

Received: 26 June 2022

Accepted: 26 July 2022

Published: 29 July 2022

Publisher's Note: MDPI stays neutral with regard to jurisdictional claims in published maps and institutional affiliations.



Copyright: © 2022 by the authors. Licensee MDPI, Basel, Switzerland. This article is an open access article distributed under the terms and conditions of the Creative Commons Attribution (CC BY) license (<https://creativecommons.org/licenses/by/4.0/>).

1. Introduction

The generation of fuel and/or energy from waste plastics has significant environmental benefits. However, any process must have a profitable economic incentive, one way or the other, to attract investment and professional acknowledgement.

Plastics are one of the cheapest and most versatile materials available in modern society. For these reasons, a surge in plastic production has been observed in recent years, with 50% of all plastics ever created being made in the last decade and a half [1]. Global production has rapidly increased from the initial introduction of plastics in 1950 [2], where approximately 2 million metric tonnes per annum (MMTPA) of plastics were generated, reaching 407 MMTPA by 2015 [1]. At this time, it is estimated that over 8000 Mt of plastics have been produced, with 6300 Mt being disposed of as wastes [3]. The majority of these

waste plastics are polyethylene (PEs), as emphasised in work done by Chiemchaisri et al. [4]. According to Aguado and Serrano [5], PEs constitute more than 40% of this municipal waste plastic (MWP), with HD topping it. The dominance of HDPEs in MWP and the environment, in general, put it among the top list of plastic feedstocks utilised in the pyrolysis conversion process. This is emphasised in work done by Yansaneh and Zein [6], where they highlighted the large frequency in the use of HDPEs for feedstock in pyrolysis and their production, mainly fuel oils.

Due to the ‘throw-away’ mindset of most modern societies, plastic pollution can spread across the land in the form of litter and landfills, polluting terrestrial areas and ruining ecosystems because of poor waste management and systems [7]. In Europe, approximately 25.8 million tonnes of waste plastics are generated yearly [8]. Most of these wastes would be sent to landfills and/or for incineration after the product has fulfilled its single-use purpose [9]. The packaging industry contributed 42% of all plastics consumed in 2016 [10].

To ultimately prevent and simultaneously reduce current plastic pollution, a hierarchy of the most desirable to the least desirable outcome of waste plastic was established [11]. Hence, redesigning business models surrounding plastic production, application, and consumption is of utmost importance [12]. Note that the pollution associated with these waste plastics constitutes highly toxic compounds, which are produced as by-products and are similar to those produced during pyrolysis reactions [13].

The focus of this project is on HDPE, most often seen as product packaging, being converted to liquid fuel via pyrolysis. Waste HDPE is recognised to be a major environmental problem. There are several methods to dispose of HDPE wastes, i.e., landfilling, incineration, and pyrolysis. Landfill treatment and incineration processes are quite expensive and may raise problems with unacceptable emissions [14,15]. This occurs because these emissions are uncontrollable, unlike pyrolysis, in which case, the emissions associated with thermal cracking are contained and controlled using pipes. In catalytic cracking, chemicals are used to eliminate emissions. Treatment cost for HDPE, and waste plastic, in general, is inarguably huge. As such, it could cost approximately £12 billion, if not far much more, to treat/manage waste plastics across Europe [14]. Nevertheless, the pyrolysis process has been investigated in a wide range of research work types through which waste plastics were converted into fuel oil and valuable chemicals, as depicted in Table 1.

Table 1. Common waste plastic pyrolysis products with fuel oil being highly dominant.

Waste Plastic	Liquid Fuel	Other Valuable Products	Reference
Polyethylene (PE) and polystyrene (PS)	Fuel oil of styrene, gas, and green wax	Pyrolysis gas and wax	Buekens and Huang [16]
Municipal plastic wastes (MPW)	Gasoline (paraffins, olefins, and aromatics)	Naphthenes and iso-alkanes (C ₅ –C ₈)	Gonzalez et al. [17]
Automobile polymers	Fuel oil	Gases and char	Lee et al. [18]
Mixture of HDPEs and PS	Fuel oil	Pyrolysis gas	Leung et al. [19]
Polymeric powder	Pyrolysis gas		Koc et al. [20]
Low-density polyethylene (LDPE)	Alcohols, aldehydes, ketones, olefins, saturated paraffins, and carboxylic acids		López et al. [21]
MPW	Pyrolysis oils	Pyrolysis gas	Obeid et al. [22]
PEs	Liquid fuels {paraffins (≤C ₄₄), olefins (≤C ₂₂), aromatics (≤C ₁₄), and alcohols (C ₁₆ and C ₁₇)}		Muhammad et al. [23]
Plastic waste electrical and electronic equipment (WEEE)	Gasoline (paraffins, olefins, and aromatics)		Zhang et al. [24]

Table 1. *Cont.*

Waste Plastic	Liquid Fuel	Other Valuable Products	Reference
LDPE	Gasoline (paraffins, olefins, and aromatics)		Miandad et al. [25]
Waste plastics	A review (pyrolysis oils)	Gases and chars	Yang et al. [26]
LDPE and biomass residue	Pyrolysis oils	Pyrolysis gases	Al-Salem [27]
Waste plastics	Pyrolysis oils	Pyrolysis gases	Sogancioglu et al. [28]
LDPE and HDPE	Epoxy composites	Pyrolysis chars	Thahir et al. [29]
Polypropylene (PP)	Liquid fuel (kerosene, gasoline, and diesel)	Pyrolysis gases and chars	Gaurav et al. [30]

Although pyrolysis is a consistently successful system for converting waste plastic to fuel, the process requires substantial energy to power the extreme temperature conditions dependably and consistently within the reactor [31]. The high-energy demand associated with the pyrolysis process can make it difficult to permit industrial and economic feasibility. Nevertheless, there are methods to reduce or control temperature conditions and energy demands. For example, decreasing the pressure in the vessel can drastically decline the temperature/energy requirements [32]. This alteration to the process design offers a far greater industrial feasibility and ultimately allows for potential scaled-up operations. Furthermore, the ensuing reduction in reactor energy demand indicates that implementing renewable energy sources and recycling streams could cover the total energy demand [32].

Since this paper focuses on HDPE, a common municipal waste plastic, for its conversion into liquid fuel via pyrolysis, the waste can be used as an easily accessible and abundant feedstock. This work seeks to economically analyse the conversion of HDPE waste plastics to liquid fuels via pyrolysis to find a positive relationship between economic investment and the reduction in anthropogenic environmental harm. The question is how to minimise the cost to manage, sustainably, waste plastic pyrolysis so that it remains more cost-effective than the probable cost to respond and fix any health damage those waste plastics may cause to humans and/or the environment if they had not been pyrolysed. As such, the novelty of this study, which syncs with the Aspen HYSYS simulation model, yielded pyrolysis oil with HDPE as waste plastics. It showcased the economic deficiencies in the process of solving the environmental challenges posed by HDPE waste plastics and recommended its non-applicability for implementation. To the best of the authors' knowledge, this has not been investigated in this manner. Other studies that use some of these parameters did not apply all the parameters used here. Since the need for alternative approaches is significant in the contemporary energy, material science, and economic world, this study followed a path leading to this objective. This study shared that, even with a proposed increased retail price of the yield, the process' profits are negligible and insignificant. In addition, the novelty further revealed the detrimental effect of the undesirably high operational expenditures. This paper can then serve as a fundamental resource for future research work, including optimisation processes and other advanced pyrolysis technologies. It provides a guide for future research studies, informing researchers to not follow this approach in their quest for further alternative approaches to yielding simulated oil from waste HDPE.

2. Techno-Economic Analysis for the Conversion of HDPE Plastic Waste to Liquid Fuel via Pyrolysis

The intention of this techno-economic analysis (TEA) is to evaluate the industrial feasibility and competitive capability qualitatively and quantitatively for the conversion of HDPE waste plastic to liquid fuels via pyrolysis. This aligns with a decade-old (approximately) research work reported by Alla et al. [32] in which they utilised Aspen Hysys to produce simulated thermos-fuel for improved efficiency of the process. A feed rate of

100 kg/h, as done in research work by Ghasem and Henda [33], of HDPE waste plastic was chosen as a suitable initial throughput quantity to analyse for a small industrial application; this equates to 876,600 kg/yr on an 8766 h per annum basis. To allow continuous processing of the HDPE, a continuous stirred tank reactor is employed as the pyrolysis reactor, followed by a condenser to separate and isolate the predominant pyrolysis oils and lesser syngas fuel products. The plant location has been chosen as the UK, and the process economics are calculated on a 2019 UK basis, as depicted in Figure 1 below and as per the original research date of this study. This is a flow diagram adopted from work done by [34] which correlates to the simulated idea of this study. However, the location can be altered to suit product demand and reduce potential expenditures or production costs.

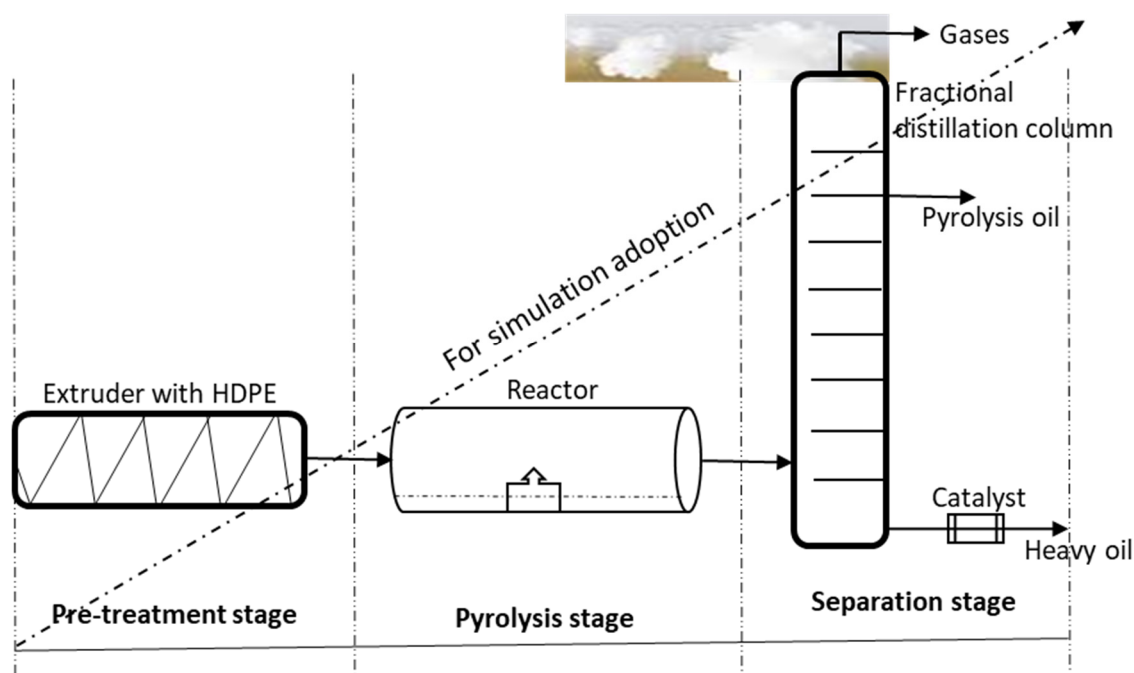


Figure 1. Experimental schematic of a small-scale pyrolysis plant to convert HDPE to fuel.

The experimental schematic adopted is categorised into four process stages which provide a simplified exploration of the Aspen Simulation tool to achieve the objective of the study.

A preliminary risk assessment is provided to identify the possible financial, environmental, and social risks associated with pyrolysis. Succeeding this, a range of benefits of the process is explained in detail to highlight the aims and their potential. To truly determine whether the process was industrially viable, the process economics were evaluated via computational modelling and simulation in Aspen HYSYS. An indicative yet simple representation of the process was established in the software. This permitted a detailed economic analysis via computational calculations and assumptions. From this, it was possible to determine the initial capital investment and the annual operational expenditure incurred by all processes. Pre-emptively and accurately comprehending all conceivable incomes and expenditures is vital in correctly portraying the economic potential of the process in the form of a cash flow or financial statement. Finally, the visual aid of a cumulative cash flow graph and the calculated net present value of the process indicate its true economic potential.

2.1. Risk Assessment

A potential hazard to life becomes evident when very high temperatures are operated within any reactor vessel. In pyrolysis, fires and explosions are a potential, although very unlikely, hazardous occurrence linked with the process. One typical example of fire incidents at a pyrolysis plant can be linked to the 2014 HDPE production plant explosion in

Budennovsk [35]. According to the report, the fire was known to have initiated in the pyrolysis gas separation unit due to the depressurisation of the aluminium heat exchanger. It was highlighted that, by taking care of the quantum of oxygen enshrined in the feedstock, high temperature and pressure build-up could have been avoided. Hence, the fatal accidents may not have occurred, ensuring the safety of workers. Similarly, during the pyrolytic reaction for any waste plastics, as reported in work done by Yansaneh and Zein [13], dioxins (impurities) can be emitted into the atmosphere in the thermal pyrolysis process, which is also hazardous to human health. Nonetheless, accidents have arisen in earlier pyrolysis plants because of poor leadership and improper safety culture. Every member of the team, to ensure a safe working environment and company mentality, should ascertain in-depth knowledge of the whole process and its corresponding hazards. Furthermore, multiple levels of primary, secondary, and tertiary containment should be employed on the reactor as a contingency for a potential major accident or hazard. Successfully implementing and maintaining these systems can completely prevent or significantly reduce the extent of a fire/explosion. In addition, Alla et al. [36] stated that the pyrolysis process is safer than conventional incineration techniques due to the absence of oxygen in the reactor.

Operating expenditure for the procedure of pyrolysis is usually higher than the initial capital investment; this is a consequence of the intense temperature/energy requirements within the reactor. If the demand for the fuel product is not met, the highest operating expenditure will surpass the revenue from sales, presenting a considerable decline in profit. Nevertheless, this is likely an improbable event due to the ever-increasing requirement for conventional and substitute fuel/energy sources. However, although the demand for fuel products is prevalent, it is essential that they are retailed at a competitive price or, once again, the expenditure will exceed the profitable income due to lower sale prices.

A movement away from wasteful mindsets within modern societies prompts difficulties with the abundance of waste plastic feedstock. Nevertheless, copious amounts of waste plastics exist as anthropogenic pollution in marine and terrestrial environments alike, with the storage of plastic waste being prevalent in every single landfill site in the UK. This is a positive and significant indication that the feedstock will not be exhausted in the lifespan of the HDPE-to-fuel pyrolysis plant. In the extremely unlikely event that all waste plastic is depleted, biomass can be used as an alternate feedstock without modifying the reactor.

2.2. Benefit Assessment

A fine necessity for alteration to existing waste management infrastructure is validated when a product's shelf life is inconsequential to its degree of degradation. Storage for municipal solid waste plastic (MSWP) is declining rapidly and the international plastic pollution problem is growing irrepressibly [14]. Exploiting the constituent chemical foundations of waste plastic via the thermal degradation method of pyrolysis permits beneficial economic opportunities through the sale of the produced fuel oils. Pyrolysis diesel fuel is among the common fuel oils derived from the pyrolysis of HDPE [6]. Their detailed literature review work also highlighted gasoline and kerosene liquid for chemical feedstock, and olefins, alcohols, paraffins, and aromatics as common pyrolytic products of HDPE feedstock. However, and as discussed earlier, these waste plastics pollute the environment in a range of harmful ways. An evident prospect succeeds in diminishing the exponential growth of anthropogenic waste plastic, whilst concurrently converting the 'waste' into high-demand products, as mentioned earlier. A realistic beneficial economic motive, backed by environmentally conscious actions, defines the aim and potential of this project. The use of waste plastics (HDPEs in this case) as feedstock, complements eco-friendly environmental management, socio-economy, and related economic pursuits.

Acknowledging the profusion of plastic pollution problems worldwide makes it apparent that a highly abundant feedstock is readily available. HDPE plastic feedstock, being considered waste, can usually be obtained for free from landfill sites [14]. However, the feedstock's quality can be lacking, and transfer fees can be incurred but are generally insignificant. Furthermore, a range of plastics (not including chlorinated plastics) can be

pyrolysed concurrently within the continuous stated process, exploiting a large amount of potential plastic waste feedstock materials [31].

The absence of oxygen within the pyrolysis reactor facilitates a more efficient and safer process than conventional incineration techniques [36]. As aforesaid, secondary reactions cannot emerge, thus, diminishing possible harmful effluents and decreasing the extent of unit operations that are required [31]. A minimum of two-unit operations are obligatory to successfully produce each desired fuel product. The modification process of the turbine used in the pyrolysis process was facilitated to function in two separate units to produce two different products of pyrolysed oil and diesel [37]. This subsequently reduces the initial capital cost and the necessity for substantial amounts of personnel. Additionally, the design can be adapted and enhanced through further testing and simulation to accomplish an efficient process with true economic gain.

Though the process is comparatively simple, high yields of pyrolysis oils ($\approx 92\%$) can be attained due to the rapid bond breaking and vaporisation of HDPE feedstock within the pyrolysis reactor [38]. Condensing the vapour isolates, the sought-after pyrolysis oils and syngas have a clear economic market with further refining. Syngas can be retailed to natural gas companies and directly implemented into the present natural gas pipeline infrastructure, resulting from the highly calorific gas generating a more effective vaporous blend [39]. The manufactured pyrolysis oils can be sold as a feedstock for the petroleum industry, a high-demand sector that could reap profitable economic gain. Alternatively, the oils can be developed into a distinct and specific fuel with unique and beneficial applications in various forms, including at the industrial level. Research has shown that pyrolysis oils are high-value chemical potentials, applicable in the browning/flavouring of adhesives for wood, acetic acid, food, sugars, fertiliser, and other chemicals used in the industry [40].

Owing to the environmentally-conscious intentions of the project, government officials may present potential grants to cover specific operating costs, especially if priorities are placed on reducing the necessary energy usage or replacing it with renewable sources. General positive support should also transpire from the public, as environmentally friendly options are now considered significantly more favourable and the new standard of practice.

3. Aspen HYSYS Simulation for the Conversion of HDPE Waste Plastic to Liquid and Gaseous Fuel via Pyrolysis


The software Aspen HYSYS was chosen for the economic analysis of HDPE waste plastic to fuel via pyrolysis. This is due to the software's exceptional capabilities in computing fundamental calculations in energy and mass balances, mass and heat transfers, liquid-vapour equilibriums, and chemical kinetics [38]. Nevertheless, the results generated must be compared with similar and reputable research to validate the data obtained. The creation of this simulation model intends to produce a steady-state representative for the conversion of HDPE wastes to fuel via thermal degradation induced by the chemical recycling process, pyrolysis. Doing so permits an insight into the respective product yield and composition. Furthermore, the process' response to fluctuations in operating conditions can also be monitored [38]. In addition, accurate and precise modelling of the process allows the software to conduct extensive economic analysis, serving as an estimated basis for the project's economic projection of waste plastic recycling for eco-friendly gains, supported in research conducted by Low et al. [41].

Assumptions made in the study:

- Steady-state conditions for the simulation process were implored.
- The pyrolysis reaction transpires into a complete gas phase.
- An unrealistic but optimistic scale price of £300/barrel of the simulated modelled pyrolysis oil was utilised.

3.1. Sequence and Kinetics of HDPE Pyrolysis Conversion Reaction

Because the process of pyrolysis is relatively simple, the corresponding reaction sequence is also fairly straightforward. As aforementioned, waste plastic pyrolysis prevents the transpiration of any secondary reactions. Therefore, three constituent products emerge; carbon char and a combination of light and heavy volatile hydrocarbon fractions that can be condensed to form fuel products. However, the software requires the overall reaction equation for the process, which is significant to environmental pollution via the thermal degradation of polymeric materials such as plastics, and possible emissions associated with them. A minor adaptation of the chemical components of degraded ethylene, obtained by Alla and Ali [42], permitted an indicative representation of HDPE degradation; this is demonstrated in Equation (1). Furthermore, the reaction is considered to only occur in the vapour phase due to the volatile nature of the pyrolysis products.



Some kinetic characteristics of the process are already known, such as the temperature and the universal gas constant. These subsequently need to be applied to the simulation, ensuring the appropriate equation is utilised. As depicted in Equation (1), the HDPE is under degradation and triggers gas release. This implies the constituent's reaction parameters will entail much more than the temperature and gas constant mentioned above. Activation energy, including its kinetic rate of degradation, is also significant in this as reported in the work done by Khan Academy [43], emphasising the related association of activation energy with the thermal impact of the temperature and rate. The Arrhenius equation, which looks into activation energy, captures all these parameters. Hence, Equation (2) displays the Arrhenius rate calculation the software will perform and its further essential inputs [38]. The remaining kinetic parameters for this particular reaction were obtained from research conducted by Adeniyi et al. [38] and Low et al. [41]. The values stated for the thermal degradation of HDPE to its chemical constituents are $A = 3.367 \times 10^{17} \text{ [s}^{-1}\text{]}$ and $E_A = 279.74 \text{ [KJ/mol]}$.

$$k = A \text{Exp}\left(-\frac{E_A}{RT}\right) \quad (2)$$

where k : rate constant (s^{-1}), A : pre-exponential factor (s^{-1}), E_A : activation energy (KJ/mol), T : temperature (K), and R : universal gas constant {8.314 J/mol K}.

3.2. Selection of Fluid Package and Chemical Components

Peng—Robinson was decided as the simulation's fluid package because of its similarities with the chemical dynamics and fluid properties of conversion-based reaction simulations and is geared towards oil and gas application as is the case with this study. To support this theory, Gutierrez et al. [44] reported a similar scenario in which the Peng—Robinson thermodynamic package is reputable for petrochemical, oil, and gas processes as ascertained by the Property Method Selection (APMS). Furthermore, this simulation tool is known to give better and more accurate results at high temperatures and pressure than other common tools, such as R&D, since these operating parameters are high in this study [45]. Polymers cannot be generated in Aspen HYSYS; therefore, to replicate the process accurately, a hypothetical component of HDPE, the selected feedstock in this study with reference to Alla and Ali [42], was created. The hypothetical HDPE was given a base component of ethylene to inform the software of its fundamental hydrocarbon constituents. Succeeding this, the simulation was provided with data from Kusuktham and Teeranachaideekul [42], three vital properties of the HDPE: the density (0.97 g/cm^3), molecular weight (200,000 g/mol), and normal boiling point (543 K). Once inputted, these values served as the foundation for the hypothetical component and the software could predict all the other vital physical and chemical properties of HDPE. The resulting products ensuing from the pyrolysis reaction were also added to the simulation. This included H_2 , carbon,

and C_1 – C_{25} . This was done so that the simulation could determine the distribution of chemical components within the fabricated products. Moreover, a reaction set was applied to the pyrolysis reactor to notify the software that the hypothetical HDPE component (ethylene) would break down into its respective hydrocarbon foundations.

3.3. Setup of the Simulation Model

The simulation model aimed to maintain a simple process design in order to distinguish possible improvements and optimisations to the process economics. A 100 kg/h feedstock of hypothetical HDPE (ethylene) was fed into the reactor under ambient pressure and temperature conditions. This subsequently heated to 450 °C within the pyrolysis vessel to induce instantaneous vaporisation. Obeid et al. [22] utilised a 450 °C reaction temperature to pyrolyse HDPE into similar liquid fuels. The same reaction temperature of 450 °C is explored in this study. A continuous stirred tank reactor (CSTR) was employed to ensure a consistent throughput of feedstock was sustained. Research shows that the reaction rate associated with a CSTR is significant to its final output concentration (product), as opposed to the case for a PFR, which shares how the rate is very high at the inlet [46]. Furthermore, due to the absence of chlorinated plastics, it was possible to utilise this form of the reactor over others. Among the characteristics of a CSTR, the feedstock is characteristic of uniform composition throughout the reactor with the product constituting a similar composition [46], unlike a PFR or other reactor types. In addition to this, the condenser unit operation was incorporated into the process design to separate and isolate the desired syngas and pyrolysis oils. Figure 2 demonstrates the indicative process flow diagram employed on the simulation software to analyse the conversion of HDPE waste plastic (ethylene) to fuels via pyrolysis.

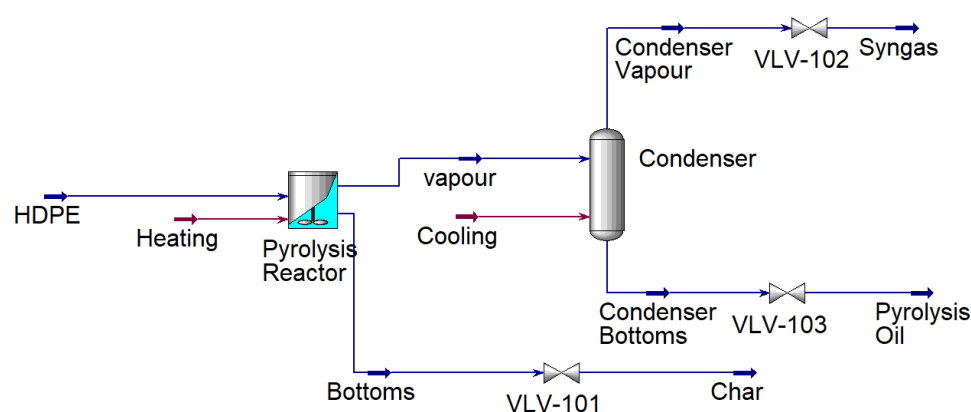


Figure 2. Aspen HYSYS process flow diagram for the steady-state simulation of HDPE to fuel via pyrolysis.

Certain assumptions were made in the development of this simulation model, the first being that the process only occurs under steady-state conditions. Therefore, time is not an included factor. The assumption that the pyrolysis reaction transpires into a complete vaporous phase can be validated due to the efficient nature of the process. Furthermore, this is presumed as a direct result of the reaction sequence and kinetics employed [42]. The formulated pyrolysis bottoms are assumed to consist of pure charred carbon. However, Adeniyi et al. stated they typically contain traces of heavy metals, which for simplicity, were not considered [38].

3.4. Operational Results from Simulation

Succeeding the pyrolysis reaction, the simulation results obtained from a 100 kg/h feed rate and reactor temperature of 450 °C can be witnessed in Table 2. An extremely high yield of pyrolysis oils is prevalent and is indicative of the highly efficient and effective nature of pyrolysis. A minor presence of syngas is also observed. The lack of gaseous products

ensues applications in recycle streams or energy regeneration methods via mechanical work on gas turbines. The simulation results attained for the pyrolysis product distribution are validated through the results obtained by Adeniyi et al. [38], as the data in Table 2 is notably comparable. Additionally, the product composition in the table aligns with the experimental results obtained by Low et al. [41]. Furthermore, the simulation calculated the density of the pyrolysis oils to be 0.75 g/cm³. Through the conversion of units and application of the annual feed rate, it is found that a potential 1,168,800 litres of pyrolysis oil can be manufactured. Table 2 also highlights the chemical compositions of each corresponding HDPE pyrolysis product in this study. As expected, the pyrolysis oils consist of heavier hydrocarbon fractions. This ultimately denotes the highly calorific yet viscous nature of the oils. Additionally, the composition of the syngas product reveals highly desirable fractions of pure hydrogen and light hydrocarbon mixtures.

Table 2. A comparative record for the HDPE pyrolysis product distribution of this study and justified by another research work.

Pyrolysis Product	Composition	Weight Percentage (%)	Weight Percentage (%) by Adeniyi et al. [38]
Pyrolysis oil	C ₇ –C ₂₅	92.79	92.88
Syngas	H ₂ , C ₁ –C ₄ , traces of C ₅ and C ₆	2.26	2.22
Carbon char	Elemental carbon only	4.95	4.90

4. Cost Assessment from Aspen HYSYS Simulation Results

Successfully obtaining accurate and representative operational results for the conversion of HDPE to fuel permits the opportunity for examination of the overall economic feasibility of the process. Through a comprehensive analysis of an estimated economic potential calculated by simulation software, it is possible to determine the predominant contributing economic factors and whether or not a project is economically feasible on an industrial scale. The software utilised can calculate the initial capital cost of the designed plant and the ongoing operating costs that will be incurred annually.

4.1. Capital Expenditure

Calculating the capital expenditure (CAPEX) of the process was essential for determining the initial cost that would need to be invested in bringing the facility into working operation. These expenditures can include but are not limited to the total cost of the process' required equipment, fees for the land, and costs to cover the construction of the plant. A contingency allowance is also typically employed in a process' capital investment to avoid bankruptcy should a worst-case scenario transpire.

Supplemental Table 3 highlights the key areas of capital economic investment, calculated by Aspen HYSYS, which is utilised to achieve a working operational status for converting HDPE waste plastic to fuel via pyrolysis. A considerable portion of the fixed capital investment is designated for the purchase of the process' vital unit operations and equipment. Without these essential components, the feasibility of the process becomes questionable. Therefore, they are considered fixed capital expenditures. A 10 m³ vertical pyrolysis CSTR has been calculated by the simulation to cost roughly £1,000,000, based on a 2019-cost index. This is an anticipated value due to the specific application and precise conditions that need to be attained. The two-phase condensing unit operation is computationally calculated to be significantly cheaper than the reactor at approximately £200,000. This is due to condensers being much simpler and more commonly employed in unit operations than pyrolysis reactors. Both unit operations cover a substantial portion of the equipment expenditure. However, miscellaneous equipment such as pipes and valves also need to be accounted for. Thus, the software designates £12,000. Therefore, a total capital cost of £1,210,000 will be required to purchase all the unit operations and relevant

supporting equipment. The capital expenditure of the process is not solely determined by the cost of the equipment; hence, other foreseeable preliminary costs must be accounted for.

Table 3. Capital expenditure from HYSYS simulation for the conversion of HDPE to fuel via pyrolysis.

Capital Expenditure	£ (2019 Basis)
Equipment costs	
1. Pyrolysis reactor	998,500
2. Condenser	199,500
3. Miscellaneous equipment	11,980
<i>Subtotal A: Total equipment costs</i>	1,209,980
Other costs	
4. Land fee	12,050
5. Construction and consultation fees	205,509
6. Patents	12,099
7. Licenses	120,099
8. Contingency allowance	241,065
<i>Subtotal B: Total other costs</i>	590,822
Total fixed capital (A + B):	1,800,802

The land on which the plant will be located must be bought and the necessary documentation must be done before any construction can commence. This fee was insignificant in comparison to the entirety of the capital cost. Nonetheless, it must be included as it is a necessary expenditure. Thus, succeeding in the purchase of the land, it would be possible to start construction of the plant and the necessary surrounding buildings. This requires funds for the construction and consultation associated with the project's design. The technology presented in the process is not new, however, the process itself needs to be patented to prevent replication. Furthermore, the relevant licences to operate the process safely and coherently with the expected standard of practice also need to be purchased. Finally, a contingency allowance of 20% was designated in order to provide emergency funds should unforeseen circumstances arise, and sales of the product pause/diminish. The Aspen HYSYS simulation estimated about £600,000 for the total expenditure of these additional costs. Upon combining the designated expenditure, equipment, and the other supplementary costs, it is found that the total fixed capital expenditure for the conversion of HDPE waste plastic to fuel via pyrolysis, with a feed rate of 100 kg/h, was approximately £1,800,000.

4.2. Operational Expenditure

In addition to the initial capital investment of the plant, variable and fixed operational expenditures (OPEX) will be incurred on an annual basis. Variable expenditures consist of outgoings that are subject to change, contingent on the current economic market. In contrast, fixed costs will predominantly remain consistent throughout the plant's lifespan, supported by work done by Papapetrou and Kosmadakis [47]. Merging the variable and fixed costs displays the direct product cost of the process. Furthermore, applying additional costs that succeed the production phase (costs of goods sold), provides details of profit or loss, which are reflected in the income statement of the business with reference to its total annual production cost. From this, the production cost per kilogram of HDPE waste plastic conversion to fuel via pyrolysis can be determined and compared to conventional fuels.

The estimated operational expenditure for this project, calculated by the Aspen HYSYS simulation, is presented in Table 4. As aforementioned, due to the raw material of HDPE being considered waste, it can typically be obtained free of charge from landfill sites. Therefore, the cost of the raw materials is stated to be zero. Similarly, the costs of other materials, shipping, and packaging of the product are all considered negligible because of the software's calculations. No physical material (product) is produced in this study,

thus, there will not be any packaging and shipment. The only noticeable variable cost that is witnessed in Table 4 is the expenditure allocated for the utilities of the process: this includes the cost of the energy required to achieve the high-temperature conditions within the reactor vessel. This expenditure should be reduced as low as possible to increase the efficiency of the process and its economics. In addition, the utilities cost can be lessened via direct implementation in developing countries with cheap electricity; the demand for fuel is also prevalent in economically evolving nations.

Table 4. Operational expenditure from HYSYS simulation for the conversion of HDPE to fuel via pyrolysis.

Operational Expenditure	£ (2019 Basis)
Variable costs	
1. Raw materials (HDPE plastic waste)	0
2. Miscellaneous materials	Negligible
3. Utilities	35,544
4. Shipping and packaging	Negligible
<i>Subtotal A: Total variable costs</i>	35,544
Fixed costs	
5. Maintenance	1691
6. Operating labour	482,130
7. Laboratory costs	96,426
8. Supervision	96,426
9. Plant overheads	241,065
10. Capital charges	187,000
11. Insurance	18,700
12. Local taxes	37,400
13. Royalties	
<i>Subtotal B: Total fixed costs</i>	1,179,538
<i>Direct production costs (A + B):</i>	1,215,151
14. Sales expenses	60,707
15. General overheads	60,707
16. Research and development	121,415
<i>Subtotal C: Total overhead costs</i>	243,830
<i>Annual production cost (A + B + C):</i>	1,457,981
Production cost (£/kg)	1.66

Aspen HYSYS calculated the fixed operational expenditures based on individual and representative percentages of the capital cost. The projected maintenance cost of approximately £1700 appears accurate, as water is utilised to rinse and clean the reactor interior on a regular and systematic basis. Nevertheless, this cost could be higher in practice. Operating labour expenditure is the highest continuous cost due to the trained specialists and supervisors, along with all other members of staff that are required to safely operate and monitor the process.

The above-mentioned and remaining fixed costs were summated with the calculated variable expenditure to display the direct production cost of converting HDPE waste to fuel and was found to be £1,220,000. This direct production cost was then combined with anticipated fees incurred following the manufacture and sale of the product. Therefore, the total annual production cost and operating expenditure for converting HDPE waste plastic to fuel via pyrolysis are found to be £1,460,000. Furthermore, an annual feed rate of 876,600 kg or 1,168,800 L of HDPE waste plastic equates to an individual production cost of £1.66/kg or £1.25/L, respectively, on a 2019 UK basis. A standard barrel of crude oil contains 159 L [40]. Therefore, for potential comparative analysis, it is assumed that a

barrel of pyrolysis oil would be the same. Thus, a potential total of 7350 barrels of pyrolysis oil can be produced annually, making the production cost of converting HDPE to pyrolysis oils £198.40 per barrel. A barrel of oil in 2020 can cost as little as £20 but is typically around £60 [41], converted from U.S. dollars. Additionally, it is stated by the U.S. Energy Information Administration [48] that this huge drop in price (−59.9% from 2019) is a result of a complete deficiency in the global storage of crude oil. Hence, in the current economic market, the production cost of pyrolysis oils derived from HDPE plastic waste is tenfold compared to conventional crude oil.

4.3. Cash Flow Statement

A cash flow statement is a crucial indicator of a process' economic potential within its designated lifespan. The statement displays all the necessary outgoings, potential incomes, and taxes to permit a complete economic analysis of the project on an annual basis. Two varying cash flow statements have been produced to provide an evaluation of the required sale price (per barrel) to successfully achieve a profit. The sale of syngas is specified in the cash flow statement but with no monetary value. In this instance, the recycle stream would be transformed to produce and sell the gaseous product. Similarly, the feedstock has no economic fee but is subject to change.

Table 5 reveals the cash flow statement of the HDPE conversion process with a sale price of £60 per barrel for 5 years. A short-term time analytical horizon of up to 5 years for a budget impact analysis is highly recommended [49]. A sale price of £60 was chosen, as it is concurrent with the average price of crude oil in the same quantity [50], thus, comparing the economic feasibility of the project to a conventional fuel source. From interpolation of Table 2 (results of this study) and the production cost of one barrel of pyrolysis oil, it is obvious that selling the product at the same rate as crude oil is not economically sustainable. Retailing the pyrolysis oils at £60 per barrel would consequentially give rise to a loss of over a million pounds in revenue annually and bankrupt the business if even an analytical horizon of 5 years is anticipated, as reported in other research work types.

Table 5. Cash flow statement for conversion process of HDPE to pyrolysis oils at a feed rate of 100 kg/h and a sale price of £60/barrel.

Cash Flow	2020	2021	2022	2023	2024
Incomes (£)					
Pyrolysis oil sales	-	441,000	441,000	441,000	441,000
<i>Total:</i>	-	441,000	441,000	441,000	441,000
Outgoings (£)					
HDPE feedstock	-	-	-	-	-
CAPEX	(1,800,802)	-	-	-	-
OPEX	-	(1,457,981)	(1,457,981)	(1,457,981)	(1,457,981)
Corporation tax (19%)	-	-	-	-	-
<i>Total:</i>	(1,800,802)	(1,457,981)	(1,457,981)	(1,457,981)	(1,457,981)
Annual total (£)	(1,800,802)	(1,016,981)	(1,016,981)	(1,016,981)	(1,016,981)
Final total (£)	(1,800,802)	(2,817,783)	(3,834,764)	(4,851,745)	(5,868,726)

CAPEX—Capital expenditures. OPEX—Operating expenses.

Moreover, this is assuming all the manufactured products were to be sold. In this regard, the product has to be sold as a uniquely usable fuel that can demand a sale price over its respective production costs. However, this is unlikely due to the high fluctuation in chemical composition and quality of the pyrolysis oils. Nevertheless, the extraction of crude oil is considerably more cost-effective.

Table 6 applies a profoundly optimistic retail value of £300 per barrel in an attempt to achieve an industrially feasible and profitable business plan. £300 per barrel is utilised here with reference to current news on the speculated increase in oil price if the world completely stops crude oil from Russia, according to their deputy prime minister, Alexander

Novak [51]. This is in nexus with the current invasion of Ukraine by Russia, as of May 2022. Note that the price reported by the deputy prime minister is in dollars, but pound sterling is utilised instead in this study for uniformity, and the figure (300) is maintained to anticipate a bigger profit margin in pound sterling. The results show that even with an over-priced product, the profit margins are scarce due to an exceedingly high OPEX. This economic imbalance needs to be offset to produce a highly profitable business. As such, increasing the CAPEX to reduce the OPEX can serve as a reputable method for this analysis to lessen the annual cost of production. The anticipated payback period on the manufacture of pyrolysis oils, with a retail price of £300 per barrel, is in the 5th year of production and approached a total profit of £5,000,000 achieved at the plant's end of life.

Table 6. Cash flow statement for conversion process of HDPE to pyrolysis oils at a feed rate of 100 kg/h and a sale price of £300/barrel.

Cash Flow	2020	2021	2022	2023	2024
Incomes (£)					
Pyrolysis oil sales	-	2,205,000	2,205,000	2,205,000	2,205,000
<i>Total:</i>	-	2,205,000	2,205,000	2,205,000	2,205,000
Outgoings (£)					
HDPE feedstock	-	-	-	-	-
CAPEX	(1,800,802)	-	-	-	-
OPEX	-	(1,457,981)	(1,457,981)	(1,457,981)	(1,457,981)
Corporation tax (19%)	-	(418,950)	(418,950)	(418,950)	(418,950)
<i>Total:</i>	(1,800,802)	(1,876,931)	(1,876,931)	(1,876,931)	(1,876,931)
Annual total (£)	(1,800,802)	328,069	328,069	328,069	328,069
Final total (£)	(1,800,802)	(1,472,733)	(1,144,664)	(816,595)	(488,526)

4.4. Cumulative Cash Flow and Net Present Value

A graphical presentation of the cumulative cash flow is performed to visually analyse the economic projection of the project. From this, the calculation of the net present value (NPV) indicates the investment potential of the process. Equation (3) is utilised to determine the NPV of the project, with a positive NPV representing a potentially investable process and a negative NPV indicating an economically unviable design [52]. The monetary values obtained from the NPV calculations ultimately decide whether the conversion of HDPE to fuels via pyrolysis is economically feasible.

$$NPV = \frac{R_n}{(1 + i)^n} \quad (3)$$

where R_n (£): net cash flow in year 'n', i : discount factor (%), and n : economic year being analysed.

In addition, *Discount factor* (4) [53],

$$\text{That is } i = my \ 1 / (1 + i_c)^n \quad (4)$$

where i_c is the cost capital, as depicted in (5) [54].

$$i_c = (DR \times i_d) + i_e(1 - DR) \quad (5)$$

Details of these parameters are shared in Table 7.

Table 7. Cost of capital definitions.

Symbol	Description	Value	Reference
i_c	Cost of capital		
i_d	Interest rate due to debt	3.75%	[55]
i_e	Cost of equity	10.71%	
DR	Debt ratio	65.66%	[56]

The authors believe that applying an equity risk premium of 10.7% in this process can better reflect the true long-term opportunity cost for equity capital and will yield more accurate valuations for the simulated oil production, owing to the cash flow statement. Meaning, that any percent between 10 and 11 can serve this purpose. This percent is approximately equal to the 10.9% cost of equity used in research work done by Kenton [57]. In their work, similarly, they used the capital asset pricing model (CAPM) to establish the cost of equity financing.

This implies that $i_c = (0.6566 \times 0.0375) + 0.1071(1 - 0.6566) = 0.0614$.

Now recalling (4), $i = 1/(1 + 0.0614)^{10}$

$$i = 0.5510$$

This implies that, considering Tables 3 and 4, the NPV for each scenario becomes as follows.

This implies that (3) becomes

$$NPV = \frac{-£11,970,000}{(1 + 0.551)^{10}} = -£148,585 \quad (6)$$

$$NPV = \frac{£4,760,000}{(1 + 0.551)^{20}} = £733.451 \quad (7)$$

It is clear from Figure 3 that a competitive retail price of £60 per barrel is not economically feasible due to loss. Additionally, the NPV of $-£148,585$ (calculated in Equation (6)) further indicates the project should not commence as a competitor to conventional fuels, with a retail price of £60 per barrel, as a loss will be incurred on an annual basis.

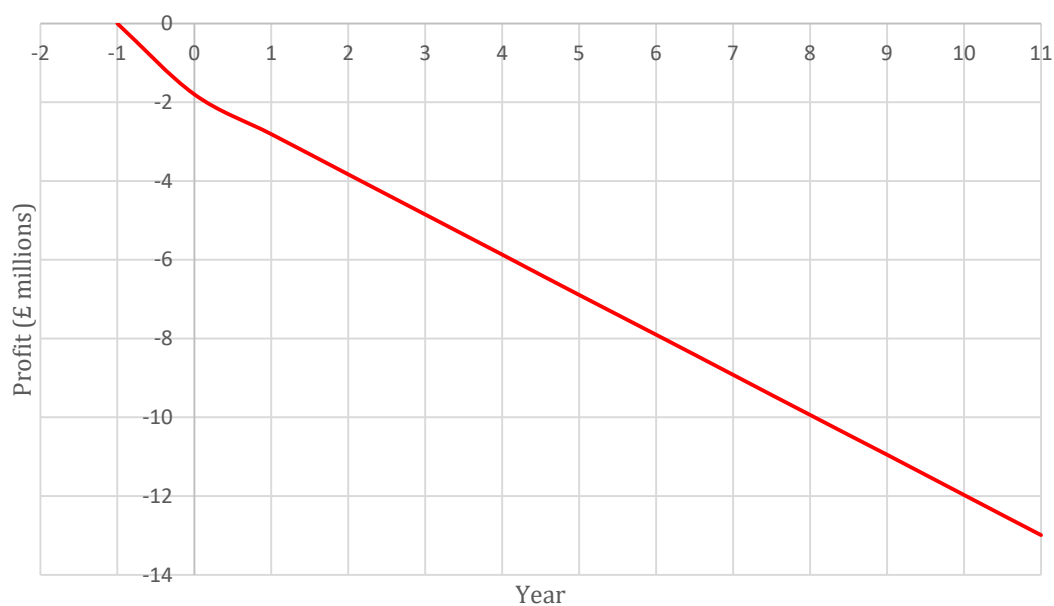


Figure 3. Cumulative cash flow graph for conversion process of HDPE to pyrolysis oils at a feed rate of 100 kg/h and a sale price of £60/barrel.

Figure 4 demonstrates the cumulative cash flow graph for a considerably more optimistic retail price of £300 per barrel. Although this is almost certainly unachievable, the cumulative cash flow has been provided to highlight the detrimental effect of the high OPEX even with the relatively high, yet unrealistic profit margins exhibited. The NPV obtained in Equation (7) displays a positive value, representing a potential for investment appraisals that are more concerned with environmentally conscious processes, relating to such polymeric municipal wastes, rather than significant economic gains. Ansari et al. [58] stressed the issue surrounding the eco-friendliness of such municipal waste materials during their research work on multi-walled Carbon Nanotubes with related polymeric composites. As aforementioned, this process would break even in the 5th year of production and generate a total profit of roughly £5,000,000 throughout its lifetime. However, the extremely unlikely sale price of £300 per barrel indicates this process is unobtainable and further signifies that the project should not commence.

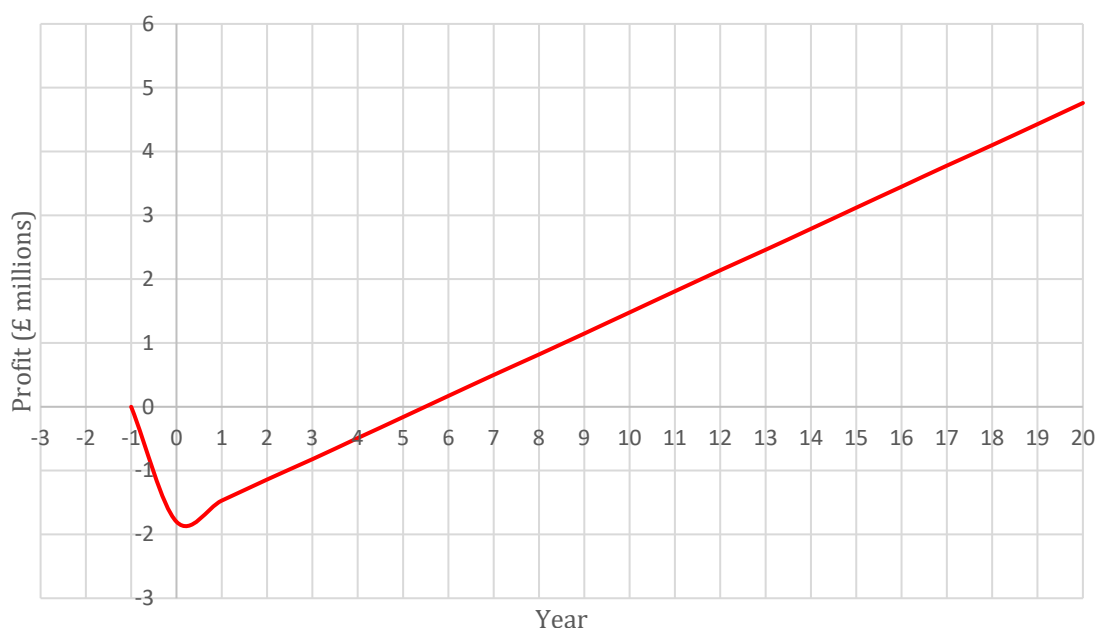


Figure 4. Cumulative cash flow graph for conversion process of HDPE to pyrolysis oils at a feed rate of 100 kg/h and a sale price of £300/barrel.

In an attempt to offset the exceedingly high OPEX, it is recommended to investigate and improve the process design, i.e., boost the feed rate of the HDPE. HDPE has been extensively reported in research work types being substantially available globally [59]. Increasing the throughput of feedstock could allow a profitable income if it is possible to lessen the OPEX whilst simultaneously increasing sales. Furthermore, the production cost per barrel should be reduced if larger quantities of feedstock are processed annually. The project proposal is currently situated in the UK, similar to work done by Fivga [60] in which the UK is used as the default country owing to its defined economic parameters (such as utilities and equipment costs) as enshrined in the APEA. However, the cost of utilities and operational labour is significantly higher than in countries that are economically evolving. Relocating the plant to another country that provides cheaper operational expenditures and investigating the economics surrounding the relocation, may also successfully result in reducing the OPEX of the process. Oil production levels can increase, attracting further interest in investments and expansion, among other things, just as the production of hydrogen from natural gas has captured the interest of researchers and industrialists [61].

5. Conclusions

The generated simulation highlighted the efficient nature of the pyrolysis process; demonstrating liquid yields of over 90% which can be theoretically obtained for the pyrolysis oil product. Furthermore, the syngas that is produced presents opportunities for implementation as a recycle stream or sold for a slight cash influx. Through analysis of the process' economics, it can be determined that a 100 kg/h feed rate of HDPE waste plastic cannot be competitively or sustainably retailed at the price of a key competitor such as crude oil. The capital cost is a reasonable investment of £1,800,000. However, problems arise with the operational expenditure as it is the foremost detrimental factor affecting the cash flow of the process, costing £1,460,000 annually. A considerable portion of this operational expenditure is consumed by operational labour and utilities due to the high degree of expertise required and consistently high-temperature conditions within the pyrolysis reactor. If the manufactured pyrolysis oils were to be sold at a competitive retail price of £60 per barrel, no profitable income would be realised. Selling the fuel at an unrealistic price of £300 per barrel barely turns a profit within its entire lifespan and the probable risks associated with the investment are highlighted. Furthermore, the NPV calculated for the £60/barrel equate to lower than the capital investment, thus, indicating the process economics are undesirable in the current design state and should not commence. This set the foundation for the utilisation of £300/barrel to acquire meaningful profits, but this proved negligible.

Author Contributions: S.H.Z.: Conceptualisation, Supervision, Writing—Original draft preparation, Reviewing and Editing. C.T.G.: Investigation, Data curation, Writing—Report. O.Y.Y.: Writing revision, Reviewing and Editing. A.P.: Reviewing and Editing. All authors have read and agreed to the published version of the manuscript.

Funding: This research received no external funding.

Institutional Review Board Statement: Not applicable.

Informed Consent Statement: Not applicable.

Data Availability Statement: Not applicable.

Conflicts of Interest: The authors declare no conflict of interest.

References

1. Geyer, R.; Jambeck, J.R.; Law, K.L. Production, use and fate of all plastics ever made. *Sci. Adv.* **2017**, *3*, e1700782. [CrossRef] [PubMed]
2. OECD. *Improving Markets for Recycled plastics: Trends, Prospects and Policy Responses*; OECD Publishing: Paris, France, 2018.
3. PlasticsEurope. *Plastics—The Facts 2017: An Analysis of European Plastics Production, Demand and Waste Data* [Presentation]. Available online: https://www.plasticseurope.org/application/files/5715/1717/4180/Plastics_the_facts_2017_FINAL_for_website_one_page.pdf (accessed on 7 August 2020).
4. Chiemchaisri, C.; Charnnok, B.; Visvanathan, C. Recovery of plastic wastes from dumpsite as refuse-derived fuel and its utilization in small gasification system. *Bioresour. Technol. J.* **2010**, *101*, 1522–1527. [CrossRef] [PubMed]
5. Aguado, J.; Serrano, D. On feedstock recycling of waste plastic. In *RSC Clean Technology Monographs*; Clark, J.H., Ed.; Royal Society of Chemistry: Cambridge, UK, 1999.
6. Yansaneh, O.Y.; Zein, S.H. Latest Advances in Waste Plastic Pyrolytic Catalysis. *Processes* **2022**, *10*, 683. [CrossRef]
7. EUROPARC. *EU Strategy on Plastic Waste—Paving the Way towards a Circular Economy*. 2018. Available online: <https://www.europarc.org/news/2018/01/european-strategy-on-plastic-waste> (accessed on 17 June 2015).
8. Ellen MacArthur Foundation. *The New Plastics Economy*. 2016. Available online: https://www.ellenmacarthurfoundation.org/assets/downloads/EllenMacArthurFoundation_TheNewPlasticsEconomy_Pages.pdf (accessed on 27 July 2020).
9. Ritchie, H. *FAQs on Plastics*. Available online: <https://ourworldindata.org/faq-on-plastics#which-sectors-use-the-most-plastic> (accessed on 27 July 2020).
10. Franco-García, M.L.; Carpio-Aguilar, J.C.; Bressers, H. *Towards Zero Waste, Circular Economy Boost: Waste to Resources*. In *Towards Zero Waste; Greening of Industry Networks Studies*; Franco-García, M.L., Carpio-Aguilar, J., Bressers, H., Eds.; Springer: Cham, Switzerland, 2019; Volume 6. [CrossRef]
11. Simon, J.M. *Zero Waste Europe: A Zero Waste Hierarchy for Europe*. 2019. Available online: <https://zerowasteurope.eu/2019/05/a-zero-waste-hierarchy-for-europe/> (accessed on 7 August 2020).

12. Shukman, D. Straws: UK Government to Bring in New Controls on Plastic. 2019. Available online: <https://www.bbc.co.uk/news/science-environment-48358002> (accessed on 7 August 2020).
13. Yansaneh, O.Y.; Zein, S.H. Recent Advances on Waste Plastic Thermal Pyrolysis: A Critical Overview. *Processes* **2022**, *10*, 332. [CrossRef]
14. Burlakovs, J.; Kriipsalu, M.; Porshnov, D.; Jani, Y.; Ozols, V.; Pehme, K.M.; Rudovica, V.; Grinfelde, I.; Pilecka, J.; Vincevica-Gaile, Z.; et al. Gateway of landfilled plastic waste towards circular economy in Europe. *Separations* **2019**, *6*, 25. [CrossRef]
15. Kiran, N.; Ekinci, E.; Snape, C.E. Recycling of plastic wastes via pyrolysis. *Resour. Conserv. Recycl.* **2020**, *29*, 273–283. [CrossRef]
16. Buekens, A.G.; Huang, H. Catalytic plastics cracking for recovery of gasoline-range hydrocarbons from municipal plastic wastes. *Polym. Degrad. Stabil.* **2020**, *70*, 365–371. [CrossRef]
17. Gonzalez, J.F.; Encinar, J.M.; Canito, J.L.; Rodriguez, J.J. Pyrolysis of automobile tyre waste, influence of operating variables and kinetics study. *J. Anal. Appl. Pyrol.* **2020**, *58*, 667–683. [CrossRef]
18. Lee, K.H.; Shin, D.H.; Seo, Y.H. Liquid-phase catalytic degradation of mixtures of waste high-density polyethylene and polystyrene over spent FCC catalyst and effect of mixing proportions of reactants. *J. Anal. Appl. Pyrol.* **2001**, *58*, 789–801. [CrossRef]
19. Leung, D.Y.C.; Yin, X.L.; Zhao, Z.L.; Xu, B.Y.; Chen, Y. Pyrolysis of tyre powder: Influence of operation variables on the composition and yields of gaseous product. *Fuel Process. Technol.* **2002**, *79*, 141–155. [CrossRef]
20. Koc, A.; Bilgesu, A.; Alibeyli, R.; Koçak, M.C. Factorial experimental design for oxidative thermal decomposition of low-density polyethylene waste. *J. Anal. Appl. Pyrol.* **2004**, *72*, 309–315. [CrossRef]
21. López, A.; de Marco, I.; Caballero, B.M.; Laresgoiti, M.F.; Adrados, A.; Aranzabal, A. Catalytic pyrolysis of plastic wastes with two different types of catalysts: ZSM-5 zeolite and Red Mud. *Appl. Catal. B Environ.* **2011**, *104*, 211–219. [CrossRef]
22. Obeid, F.; Zeaiter, J.; Al-Muhtaseb, A.H.; Bouhadir, K. Thermo-catalytic pyrolysis of waste polyethylene bottles in a packed bed reactor with different bed materials and catalysts. *Energy Convers. Manag.* **2014**, *85*, 1–6. [CrossRef]
23. Muhammad, C.; Onwudili, J.A.; Williams, P.T. Catalytic pyrolysis of waste plastic from electrical and electronic equipment. *J. Anal. Appl. Pyrolysis* **2015**, *113*, 332–339. [CrossRef]
24. Zhang, X.; Lei, H.; Yadavalli, G.; Zhu, L.; Wei, Y.; Liu, Y. Gasoline-range hydrocarbons produced from microwave-induced pyrolysis of low-density polyethylene over ZSM-5. *Fuel* **2015**, *144*, 33–42. [CrossRef]
25. Miandad, R.; Barakat, M.A.; Aburizaiza, A.S.; Rehan, M.; Nizami, A.S. Catalytic pyrolysis of plastic waste: A review. *Process. Saf. Environ. Prot.* **2016**, *102*, 822–838. [CrossRef]
26. Yang, J.; Rizkiana, J.; Widayatno, W.B.; Karnjanakom, S.; Kaewpanha, M.; Hao, X.; Abudula, A.; Guan, G. Fast co-pyrolysis of low-density polyethylene and biomass residue for oil production. *Energy Convers. Manag.* **2016**, *120*, 422–429. [CrossRef]
27. Al-Salem, S.M. *Plastics to Energy: Fuel, Chemicals, and Sustainability Implications*; Elsevier: Oxford, UK, 2018.
28. Sogancioglu, M.; Yel, E.; Ahmetli, G. Pyrolysis of waste high density polyethylene (HDPE) and low density polyethylene (LDPE) plastics and production of epoxy composites with their pyrolysis chars. *J. Clean. Prod.* **2017**, *165*, 369–381. [CrossRef]
29. Thahir, R.; Altway, A.; Juliastuti, S.R. Susianto. Production of liquid fuel from plastic waste using integrated pyrolysis method with refinery distillation bubble cap plate column. *Energy Rep.* **2019**, *5*, 70–77. [CrossRef]
30. Gaurav Madhukar, M.; Arunkumar, K.N.; Lingegowda, N.S. Conversion of LDPE plastic waste into liquid fuel by thermal degradation. *Int. J. Mech. Prod. Eng.* **2017**, *2*, 104–107.
31. Al-Salem, S.M.; Antelava, A.; Constantinou, A.; Manos, G.; Dutta, A. A review on thermal and catalytic pyrolysis of plastic solid waste (PSW). *J. Environ. Manag.* **2017**, *197*, 177–198. [CrossRef]
32. Alla, M.M.G.; Ahmed, I.A.; Abdalla, B.K. Conversion of plastic waste to liquid fuel. *Int. J. Tech. Res. Appl.* **2014**, *2*, 29–31.
33. Ghasem, N.; Henda, R. *Principles of Chemical Engineering Processes: Material and Energy Balances*, 2nd ed.; CRC Press—Taylor & Francis Group: Boca Raton, FL, USA, 2014.
34. Butler, E.; Devlin, G.; McDonnell, K. Waste Polyolefins to Liquid Fuels via Pyrolysis: Review of Commercial State-of-the-Art and Recent Laboratory Research. *Waste Biomass Valorization* **2011**, *2*, 227–255. [CrossRef]
35. Tdplant. Disasters at Pyrolysis Plants. 2021. Available online: <https://tdplant.com/news/disasters-at-pyrolysis-plants> (accessed on 22 May 2022).
36. Liu, K.; Song, C.; Subramani, V. *Hydrogen and Syngas Production and Purification Technologies*; John Wiley & Sons, Inc.: Hoboken, NJ, USA, 2010.
37. Jahirul, M.I.; Rasul, M.G.; Chowdhury, A.A.; Ashwath, N. Biofuels Production through Biomass Pyrolysis—A Technological Review. *Energies* **2012**, *5*, 4952–5001. [CrossRef]
38. Adeniyi, A.G.; Eletta, O.A.A.; Ighalo, J.O. Computer aided modelling of low density polyethylene pyrolysis to produce synthetic fuels. *Niger. J. Technol.* **2018**, *37*, 945–949. [CrossRef]
39. Alla, M.M.G.; Ali, S.O.A. Simulation and design for process to convert plastic waste to liquid fuel using Aspen HYSYS Program. *Integr. J. Eng. Res. Technol.* **2014**, *1*, 270–274.
40. Hague, R.A. The Pre-Treatment and Pyrolysing of Biomass for the Production of Liquids for Fuel and Speciality Chemicals. Ph.D. Thesis, Aston University, Birmingham, UK, 1998.
41. Low, S.L.; Connor, M.A.; Covey, G.I. Turning mixed plastic wastes into a useable liquid fuel. In Proceedings of the 6th World Congress of Chemical Engineering, Melbourne, Australia, 23–27 September 2001.

42. Kusaktham, B.; Teeranachaideekul, P. Mechanical properties of high-density polyethylene/modified calcium silicate composites. *Silicon* **2014**, *6*, 179–189. [[CrossRef](#)]
43. Khan Academy. Activation Energy. Available online: <https://www.khanacademy.org/science/ap-biology/cellular-energetics/enzyme-structure-and-catalysis/a/activation-energy> (accessed on 21 June 2022).
44. Gutierrez, J.P.; Benítez, L.A.; Martínez, J.; Ale Ruiz, L.; Erdmann, E. Thermodynamic Properties for the Simulation of Crude Oil Primary Refining. *Int. J. Eng. Res. Appl.* **2014**, *4*, 190–194.
45. Singh, L.K. Why We Use/Prefer PR (Peng Robinson) EOS for Aspen HYSYS Simulation and Modeling? Available online: <https://www.linkedin.com/pulse/why-we-use-prefer-pr-peng-robinson-eos-aspen-hysys-beng-ceng-micheme> (accessed on 21 June 2022).
46. Rosen, A. Reactor Design. Available online: https://sites.tufts.edu/andrewrosen/files/2013/09/reactor_design_guide1.pdf (accessed on 8 June 2022).
47. Papapetrou, M.; Kosmadakis, G. Resource, environmental, and economic aspects of SGHE. In *Salinity Gradient Heat Engines*; Woodhead Publishing: Sawston, UK, 2022.
48. U.S. Energy Information Administration. How Many Gallons of Gasoline and Diesel Fuel Are Made from One Barrel of Oil? 2022. Available online: <https://www.eia.gov/tools/faqs/faq.php?id=327&t=9> (accessed on 14 April 2022).
49. Saefong, M.P. Could Oil Hit \$300 a Barrel? Why Russia's Deputy Prime Minister Seems to Think So. 21 March 2022. Available online: <https://www.marketwatch.com/story/could-oil-hit-300-a-barrel-why-russias-deputy-prime-minister-seems-to-think-so-11647892464> (accessed on 20 May 2022).
50. Markets Insider. Oil Live Price. 21 March 2022. Available online: https://markets.businessinsider.com/commodities/oil-price?type=wti?utm_source=feedly (accessed on 14 April 2022).
51. Herc. Budget Impact Analysis. US Department of Veterans Affairs. 19 March 2021. Available online: <https://www.herc.research.va.gov/include/page.asp?id=budget-impact-analysis> (accessed on 21 May 2022).
52. Fernando, J. Net Present Value (NPV). Available online: <https://www.investopedia.com/terms/n/npv.asp> (accessed on 21 May 2022).
53. Sinnott, R.; Towler, G. *Chemical Engineering Design*; Elsevier Butterworth-Heinemann: Amsterdam, The Netherlands, 2020; pp. 297–392.
54. Oko, E. *Process Economics: NPV and IRR Calculations*; University of Hull: Hull, UK, 2020; pp. 2–4.
55. Trading Economics. Colombia Interest Rate—2022 Data—1998–2021 Historical—2023 Forecast—Calendar. 2022. Available online: <https://tradingeconomics.com/colombia/interest-rate#> (accessed on 21 May 2022).
56. Country Economy. Colombia National Debt 2020. 2022. Available online: <https://countryeconomy.com/national-debt/colombia> (accessed on 21 May 2022).
57. Kenton, W. Cost of Equity. 31 August 2021. Available online: <https://www.investopedia.com/terms/c/costofequity.asp> (accessed on 18 July 2022).
58. Ansari, M.N.M.; Ismail, H.; Zein, S.H.S. Effect of Multi-walled Carbon Nanotubes on Mechanical Properties of Feldspar Filled Polypropylene Composites. *J. Reinf. Plast. Compos.* **2009**, *28*, 2473–2485. [[CrossRef](#)]
59. Al-Qadri, A.A.; Ahmed, U.; Abdul Jameel, A.G.; Zahid, U.; Usman, M.; Ahmad, N. Simulation and Modelling of Hydrogen Production from Waste Plastics: Technoeconomic Analysis. *Polymers* **2022**, *14*, 2056. [[CrossRef](#)]
60. Fivga, A.; Dimitriou, I. Pyrolysis of plastic waste for production of heavy fuel substitute: A techno-economic assessment. *Energy* **2018**, *149*, 865–874. [[CrossRef](#)]
61. Chai, S.-P.; Zein, S.H.S.; Mohamed, A.R. CO_x-Free Hydrogen and Carbon Nanofibers Produced from Direct Decomposition of Methane on Nickel-Based Catalysts. *J. Nat. Gas Chem.* **2006**, *15*, 253–258. [[CrossRef](#)]